



Palestinian Centre for Human Rights
www.pchrgaza.org

– The Buffer Zone in the Gaza Strip –

The so-called “buffer zone” is a military no-go area that extends along the entire northern and eastern perimeter of the Gaza Strip's border with Israel, inside Palestinian territory, as well as at sea. The precise areas designated by Israel as “buffer zone” are unknown; changing Israeli policy is typically enforced with live fire.

Delineations

On land: inside Palestinian territory

- Oslo Accords: **50 metres**
- Second Intifada (2000): **150 metres**
- January 2010, according to Israel: **300 metres**
- In reality: **300 metres - 2 kilometres**

At sea: area off coast for Palestinian fishing

- Oslo Accords: **20 nautical miles**
- Bertini Commitment (2002): **12 nautical miles**
- October 2006: **6 nautical miles**
- Since June 2007: **3 nautical miles**

Impact

On land

- Approximately **27, 000 dunums¹** of land can only be accessed under high personal risk, as Israeli attacks may result in injury or death of civilians.
- Approximately **30%** of Gaza's agricultural land cannot be worked without severe personal risk, causing the loss of livelihoods.

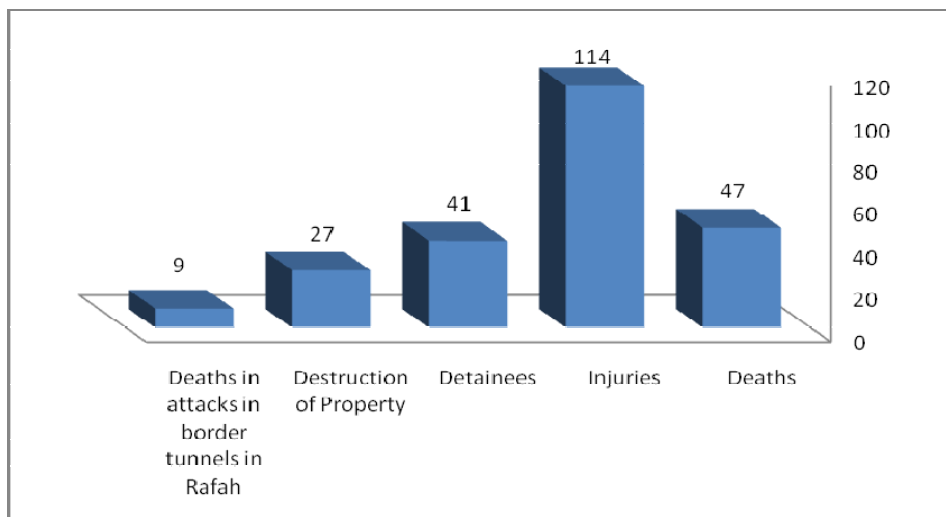
At sea

- The fishing industry is severely impacted, as it supports the families of over **3, 600** fishermen who expose themselves to high risk every day at sea.
- The area near the coast is markedly over-fished.
- January-April 2010: **19** naval attacks: **10** cases of shooting, 2 of them resulting in the wounding of **2** fishermen, 3 arrests, **4** confiscations of boats and/or nets, **2** cases of destruction of fishing tools.

Attacks in the Buffer Zone in 2010

The Outcome of Attack in the Buffer Zone (01 January – 31 July 2010)

Deaths	Injuries	Detainees	Destruction of Property	Deaths in attacks in border tunnels in Rafah
47	114	41	27	9



¹ One donum is equal to 1,000 square meters.

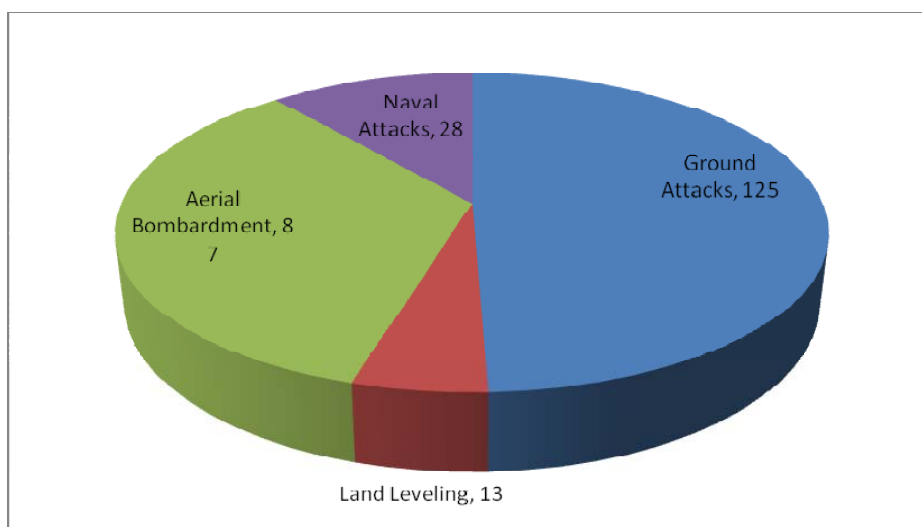


Palestinian Centre for Human Rights

www.pchrgaza.org

Categories of Attacks in the Buffer Zone (01 January – 31 July 2010)

Ground Attacks	Land Leveling	Aerial Bombardment	Naval Attacks	Total
125	13	87	28	254

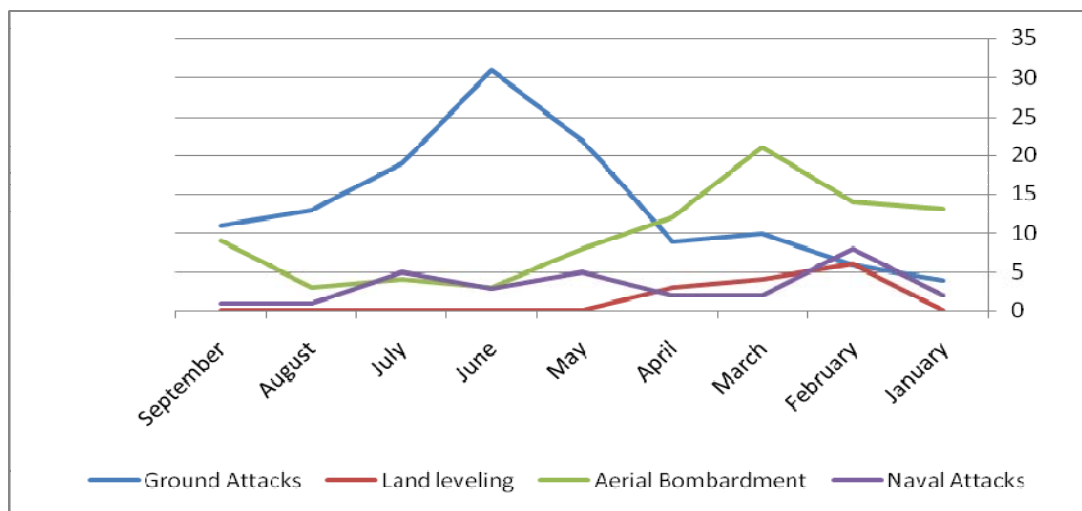


Categories of Attacks in the Buffer Zone in Each Month

Month	Ground Attacks	Land leveling	Aerial Bombardment	Naval Attacks	Total
January	4	0	13	2	19
February	6	6	14	8	34
March	10	4	21	2	37
April	9	3	12	2	26
May	22	0	8	5	35
June	31	0	3	3	37
July	19	0	4	5	28
August	13	0	3	1	17
September	11	0	9	1	21
Total	125	13	87	28	254



Palestinian Centre for Human Rights

www.pchrgaza.org

The Outcome of Attack in the Buffer Zone in Each Month

Month	Deaths	Injuries	Detainees	Destruction of Property	Deaths in attacks in border tunnels in Rafah
January	5	2	0	0	3
February	1	4	17	4	1
March	4	25	23	4	0
April	4	19	1	6	0
May	8	8	0	7	0
June	12	14	0	0	3
July	3	21	0	3	0
August	2	11	0	0	0
September	8	10	0	1	3
Total	47	114	41	27	9